




# ORIENTEERING



## OBJECTIVES

- ★ UNDERSTAND HOW TO DRAW AND READ A MAP.
- ★ NAVIGATE AROUND AN AREA USING THE MAP.

## INSTRUCTIONS

-  DRAW A MAP OF THE HOUSE AND OR GARDEN. ENSURE THE MAP IS AS CLEAR AS POSSIBLE.
-  HIDE 5 OBJECTS AROUND THE HOUSE OR GARDEN AND MARK THE LOCATION OF THE OBJECTS ON THE MAP.
-  CHILDREN MUST READ THE MAP AND LOCATE EACH OBJECT AS QUICKLY AS POSSIBLE.



## CHANGE IT UP



TIME HOW QUICKLY IT TAKES TO FIND THE OBJECTS.



HIDE MORE OBJECTS TO INCREASE DIFFICULTY.



HIDE PIECES OF PAPER THAT REPRESENT LETTERS THAT SPELL OUT A WORD WHEN ALL OF THE LETTERS ARE FOUND.