




# KEY STAGE 1 MOVEMENT



## OBJECTIVES

- ★ UNDERSTAND DIFFERENT TYPES OF MOVEMENTS.
- ★ PERFORM THE CORRECT MOVEMENT WHEN ASKED.

## INSTRUCTIONS

-  FIND A SUITABLE AREA FOR A CHILD TO MOVE AROUND IN.
-  TOY STORY GAME - SOMEONE MUST CALL OUT CHARACTERS FROM THE TOY STORY FILMS AND THEN THEY ARE ACTED OUT.
-  WHEN 'ANDY IS COMING' IS CALLED OUT THEY MUST DROP TO THE GROUND AND FREEZE.



## CHANGE IT UP



CALL OUT THE CHARACTERS QUICKLY TO MAKE IT MORE DIFFICULT.



CALL OUT THE CHARACTERS SLOWLY TO MAKE IT EASIER.



LET THE CHILDREN CHOOSE WHO THEY ARE GOING TO MOVE LIKE.