




KEY STAGE 1 MOVEMENT



OBJECTIVES

- ★ UNDERSTAND DIFFERENT TYPES OF MOVEMENTS.
- ★ MOVE AT DIFFERENT SPEEDS.

INSTRUCTIONS

-  FIND A SUITABLE AREA FOR A CHILD TO MOVE AROUND IN.
-  TV GAME - SOMEONE MUST CALL OUT TELEVISION PROGRAMMES THEY WOULD LIKE TO WATCH. ONCE A PROGRAM IS CALLED OUT THE CHILD MUST ACT IT OUT.
-  WHEN THE PAUSE BUTTON IS USED THE CHILD MUST FREEZE.



CHANGE IT UP



ADD MORE BUTTONS TO THE CONTROLLER LIKE REWIND, FAST FOWARD AND MUTE.



LET THE CHILDREN CHOOSE THE PROGRAM THEY WANT TO ACT OUT.



CHOOSE PROGRAMS THAT REQUIRE DIFFERENT TYPES OF MOVEMENTS.